



COLLECTIONS

overview

2023

EXTRAORDINARY
BATHROOMS

Arco
Beam
Frame
Frieze
Noto
Nouveau
Origami
Plateau
Rest
Ribbon
Stand
Swing

Ex.t

Ex.t collections approach different styles with a contemporary twist along with a unique and original aesthetic.

Modularity, versatility and functionality are the key features of Ex.t products, proposing the bathroom as a dynamic space, meeting the needs of contemporary living.

Ex.t designs are made by artisan laboratories and manufactures dedicated to carry on the tradition of Made in Italy through an ongoing innovation process.

Collection book

Ext. Collections

6. **Origami**

10. **Beam**

14. **Swing**

18. **Nouveau**

22. **Stand**

26. **Frame**

28. **Plateau**

30. **Ribbon**

34. **Frieze**


38. **Noto**

40. **Arco**

42. **Rest**

44. **Overview**











by Sans Nom + Studio Salaris



Beam
p. 43





Swing Collection p. 43

by Fabio Fantolino











Nouveau Collection
p. 43



by Bernhardt & Vella







by Norm Architects

Stand Collection p. 44









Frame Collection p. 44
by Norm Architects





Plateau Collection
p. 44



by Sebastian Herkner



Ribbon Collection
p. 44



by Sebastian Herkner







by Marcante-Testa



Frieze Collection
p. 45

Noto Collection
p. 45

by Ex.t









Arco Collection
p. 45

by Mut







Rest Collection
p. 45

by Norm Architects



Overview

Scan the Qr codes to discover the collections
on ex-t.com

Origami new



Origami's leading actor is the washbasin, featuring clean, marked lines drawing inspiration from the rigour of Japanese aesthetics.

The first reference to the art of origami is seen in the clean, marked lines of the washbasin available in two versions, one square and one rectangular, countertop and pedestal. Another element that emphasizes the sculptural nature of the collection is the support column which can be positioned against the wall and in the middle of the room.

Bernhardt & Vella



Beam



A compact, cosy yet generous bathtub featuring a base with strict lines that draws its inspiration from metal architectural profiles and contrasts with the soft lines of its in LivingTec body.

The base works both as a stage as well as a trademark for the bathtub.

Various combinations of materials, colours and finishes provide an innovative visual appeal suitable for any bathroom, both in residential and contract projects.

Sans Nom & Studio Salaris



Swing




A collection of bathtub, bathroom furniture, mirrors, shelves and accessories aiming to break the mould. Dedicated to those who always seek innovation, beauty and design for the home, Swing leads us to a reinterpretation of lines and shapes from the early 1900s styled with a contemporary and practical twist. Also the colours have been conceived to break the rules; allowing to match the palette with walnut hues and play with the details as well as customising products in countless combinations.

Fabio Fantolino



Nouveau



A collection of washbasins, cabinets, mirrors and showers featuring geometric and sinuous lines, born from a balance of basic and classic shapes such as circles, semi-circles and parallelepipeds, creating a game of volumes in a succession of full and empty spaces.

Bernhardt & Vella



Stand



Iconic collection inspired by the Modernist style of 1920s and 1930s interiors, Stand design features the original spirit of Nordic design. Geometric purity, simple naturalness and sober authenticity coexist in a perfect balance between functionality and aesthetic, giving life to objects that are sculptural and elegant yet light and airy at the same time.

Norm Architects



Frame



Frame is a modular system of bathroom consoles and furniture with a Nordic allure. A flexible system consisting of a number of graphic frames, customisable depending on your needs and with a functional purpose. Thanks to its versatility, Frame is a perfect solution for any living space.

Norm Architects



Ribbon



Featuring a bathtub, a console and a washbasin Ribbon collection is designed by Sebastian Herkner. The concept is developed starting from the metal band put under the washbasin, which combines support functionality and aesthetic along with giving brightness and refinement to the product.

Sebastian Herkner



Plateau



Plateau Collection is inspired by the idea of playing and experimenting with shapes and colours to create a set of products that are stylish as well as useful and versatile. That's how a sidetracking plateau came up, becoming the stylistic leitmotif for the entire collection. Functional and elegant, this detail is a feature in every piece from the bathtub and washbasin to the mirrors.

Sebastian Herkner



Frieze

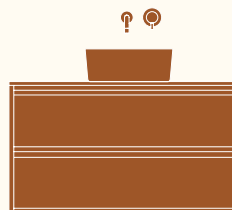


Inspired by “entablatures” series by Roy Lichtenstein, the project is articulated through different levels of signs, materials and colours where the washbasin stars as central element of the bathroom. The position of the sink is defined by a central band, available in different materials and colours, creating space to install mirrors, shelves, furniture and towel hooks.

Marcante-Testa



Noto



Noto is a new versatile and dynamic system featuring storage units for the bathroom. Available in two sizes, it can be paired with integrated or countertop washbasins. Multiple solutions for a single component featuring clean and essential lines, suitable for different living spaces.

Ex.t



Arco

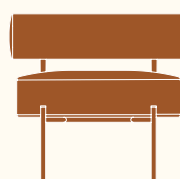


Arco is a product characterized by functional versatility and material blend. A series of smaller mirrors with hidden shelves complete the collection: Arco Mirror and Arco S Mirror. They can be set together thanks to a game of different depths or used as single objects in many living spaces.

Mut



Rest

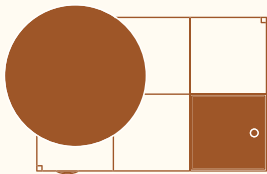


Rest is the collection of seating which include poufs, a lounge chair and a daybed. The design of Rest Lounge Chair is inspired by the way Japanese people use to sit on the floor and lean on the surrounding furniture to rest: thus, the low and wide backrest can be a regular support for the back when in a sitting position or a comfortable support for a short rest if standing.

Norm Architects



Felt

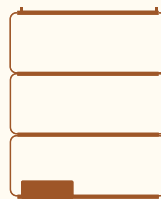


Felt is a modular wall mounted unit which can be used to hang small accessories such as bags and scarves, or used as a decorative element. Featuring a grid structure in varnished metal, Felt can be customised with shelves, round and squared mirrors as well as open or close storage modules. It's a multifunctional and versatile unit ideal to provide a lot of solutions for every living space.

Norm Architects



Nudo



Nudo is a multifunctional wall mounted or hanging system. Featuring different modules in two dimensions, Nudo is a versatile object conceived to meet many interior requirements. A series of accessories like mirrors, container and trays complete the composition turning Nudo into a functional shelving system, towel hanger or a vanity mirror depending on your needs.

Mut



Image bank &
Download area



Ex.t

HQ & Showrooms

Florence

Via Maragliano 155 - 50144
+39 055 333151

Milan

Via Tortona 34 - 20144
+39 02 83660854

Contact

info@ex-t.com

Press office

press@ex-t.com

ex-t.com
[@ext_design](#)
[#ext_design](#)

Creative direction & design
by Ex.t

© ex.t 2023

